



Paslode[®]
Impulse[®]

IM360Ci






Paslode
Impulse



= 1250
(-5°C)



Paslode
Impulse



Ø 2.5 ▶ 3.1 mm
L 50 ▶ 90 mm (Smooth & Ring)
RoundDrive®
34°



Paslode
Impulse




= 7500 max



OFF



ON



15 mn = 2500 max
30 mn = 6000 max
60 mn = 7500 max
2 mn = 200



○ ○ ○ ● 100%
○ ○ ● 75%
● ● 50%
● ● 25%




● 0→300









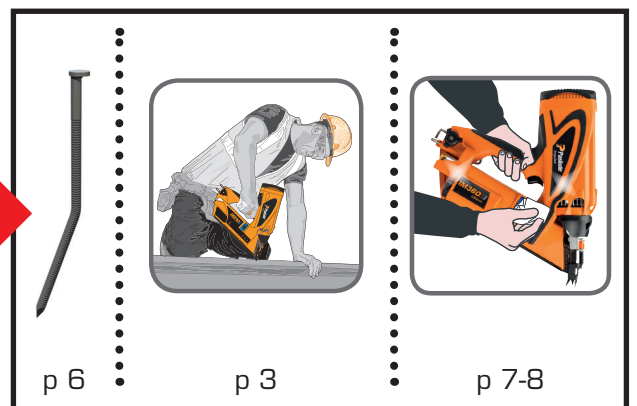
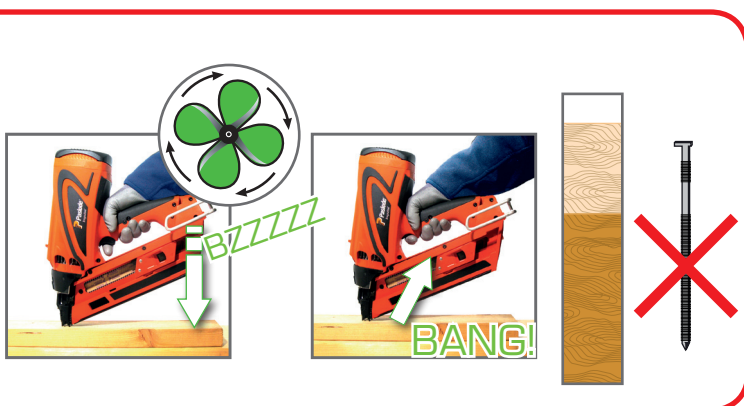
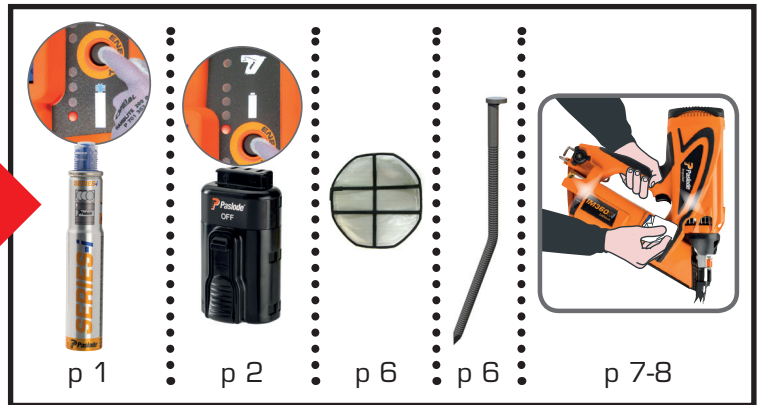

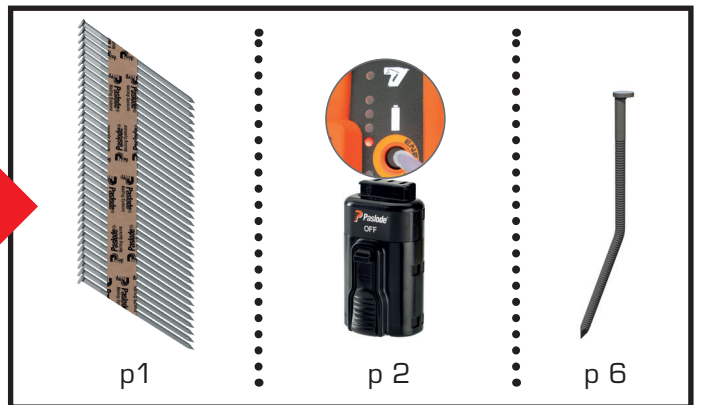


BANG !



- 15 °C ➔ + 49 °C









1000/hour
4000/day






















RESET



Notes



Notes





Paslode
Impulse®

Route de Lyon - BP 104
F-26501 Bourg-lès-Valence
Cedex - FRANCE

Réalisation Made in France - Photos non contractuelles

018329-1
04/13