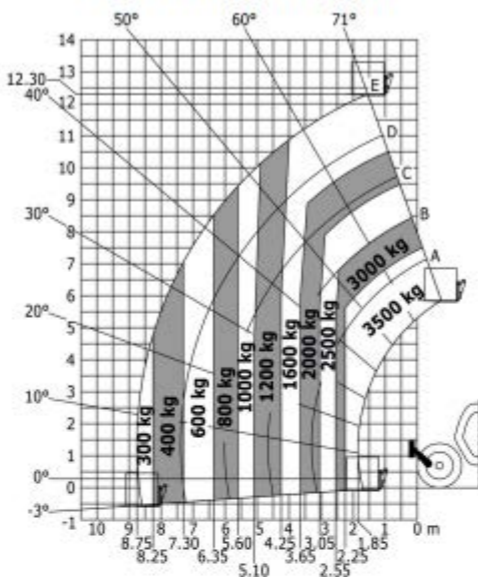
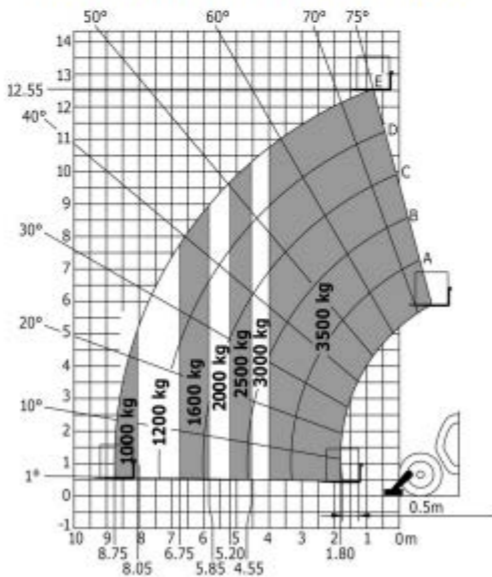


# MT 1335 - Load chart

## Machine on tyres with forks Metric



## Machine on lowered stabilisers with forks Metric



## PERFORMANCE

Unladen Weight (lbs)	20,500
Maximum Load Capacity (lbs)	8,800
Lift Height (ft)	41' 0"
Maximum Reach (ft)	28' 6"
Load Capacity at Max. Lift Height (lbs)	8,000
Load Capacity at Max. Reach (lbs)	2,200
Boom Side-Shift (in)	± 12
Frame Leveling	8°
Boom Sections	3

## POWERTRAIN

Engine*	Perkins
Displacement/Cylinders	3.6/4
Engine Power (HP)*	115
Reversible Fan	-
Maximum Speed (mph)	25
Fuel Tank Capacity (gal)	37
AdBlue Tank Capacity (gal)	5
Hydrostatic Transmission	● - 2V
EPD	●
Axles	Drop Portal
Reducers	RR700
Brakes	Dry Discs
Automatic Parking Brake	●

## HYDRAULIC

Hydraulic Pump	LS
Delivery/Pressure (psi-gal/min)	3,626-27
Hydraulic Oil Tank Capacity (gal)	26
Auxiliary Hydraulic Service on Boom	●
Rear Service Line	●

● Standard    ● Optional

## DIMENSIONS

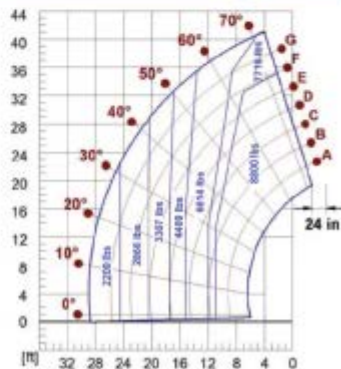
Width (ft)	7' 8"
Height (ft)	7' 9"
Length (ft)	17' 7"
Wheelbase (ft)	9' 2"
Ground Clearance	1' 2"
Turning Radius Over Tires	12' 10"

## CAB

Cab Finishing	ECO
ASCS	Full
FOPS II Cab	●
ROPS Cab	●
Controls	Electronic Joystick
Reverse Shuttle	Dual Reverse

## CONFIGURATION

Hydropneumatic Suspension CS Merlo	-
Hydropneumatic Suspension BSS Merlo	●
Hydropneumatic Suspension EAS Merlo	-
Work lights on cab	●
Sun-shade in the cab	●
Tac-lock	●
Pre-arrangement for aerial work platform	●
Two floating forks	●
Pedal Inching-Control	●
Permanent four-wheel drive	●
4 Wheel Drive	●
3 Steering Modes	●
Standard tires	400/70-20"
Hydraulically controlled stabilizers	Narrow
Turret rotation	-
Tractor type approval	●
PTO	-
3-point rear linkage	-



The technical data and other information in this document are not binding. We reserve the right to modify our products without prior notice as part of our policy of continuous improvement.